

# Results from the 2023 Wallingford Community Council (WCC) Survey

Wednesday, June 7, 2023

# Responses by Week

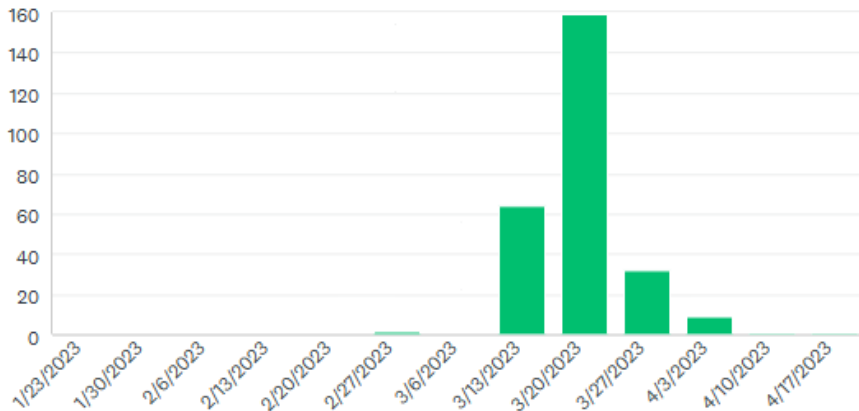
## Responses (by week)

First: 2/28/2023 Zoom: 1/23/2023 to 4/17/2023

Chart Type ▾

Trend by... ▾

Zoom ▾



**268**

Total Responses

Date Created:  
Tuesday, January 24, 2023

Complete Responses: 268

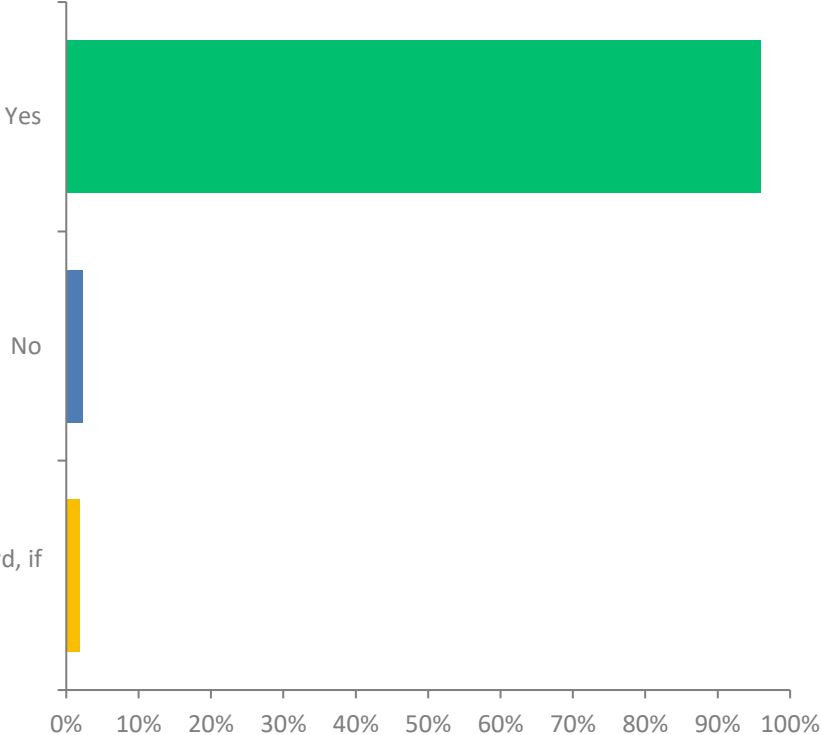
Weekly (Starting on the date)

# Q1: Are you a current resident in Wallingford?

Answered: 268 Skipped: 0

ANSWER CHOICES	RESPONSES	
Yes	95.90%	257
No	2.24%	6
Other	1.87%	5
<b>TOTAL</b>		<b>268</b>

Other (please specify if you are business owner in Wallingford, if you work in Wallingford or something else)



# Q1: Other - Replies

On sabbatical this year but returning to Wallingford next year

3/26/2023 10:07 PM

[View respondent's answers](#)

[Add tags](#) ▼

business owner of the Pacific Northwest Shop

3/26/2023 03:40 PM

[View respondent's answers](#)

[Add tags](#) ▼

We attend the programs at Wallingford Community Senior Center.

3/26/2023 08:15 AM

[View respondent's answers](#)

[Add tags](#) ▼

Work in Wallingford

South Green Lake

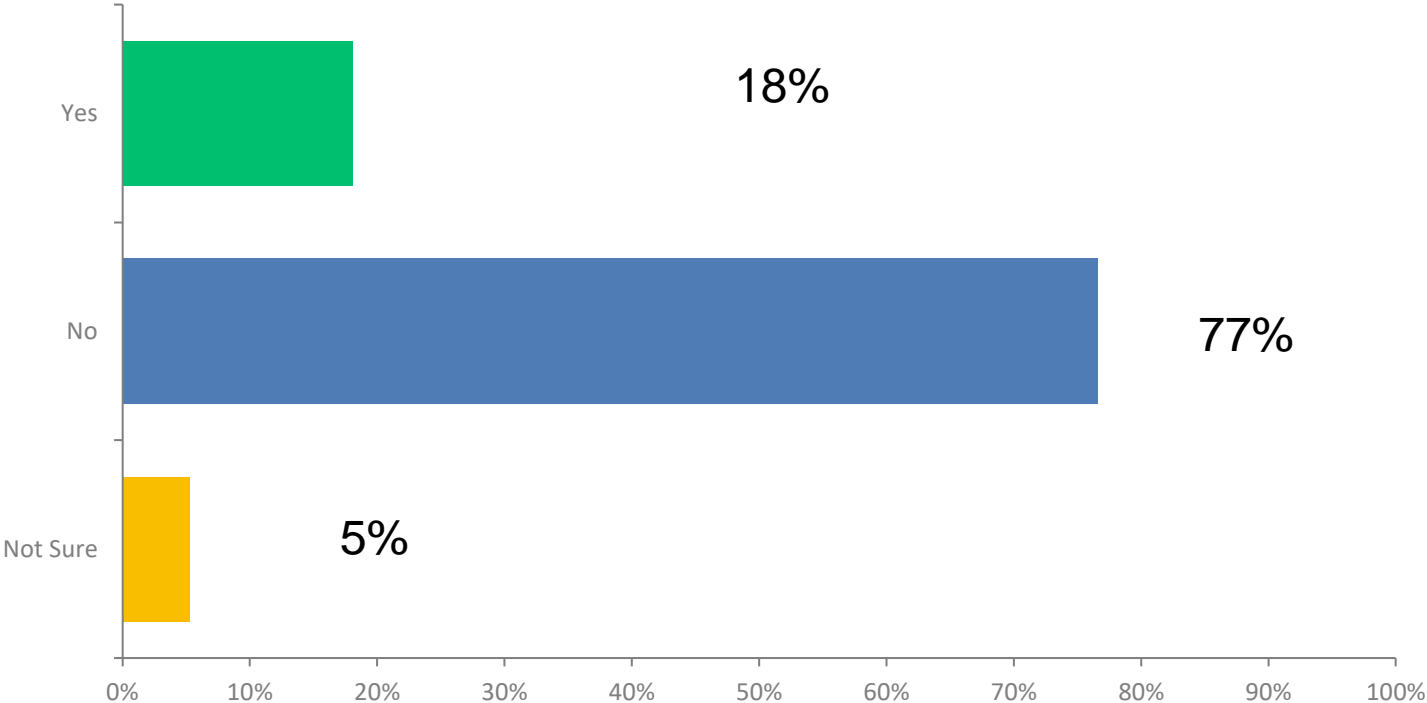
3/26/2023 07:12 AM

[View respondent's answers](#)

[Add tags](#) ▼

# Q2: Are you a member of the Wallingford Community Council?

Answered: 265 Skipped: 3



## Q2: Are you a member of the Wallingford Community Council?

Answered: 265 Skipped: 3

ANSWER CHOICES	RESPONSES	
Yes	18.11%	48
No	76.60%	203
Not Sure	5.28%	14
TOTAL		265

# Q3: If no, why not? WORD CLOUD

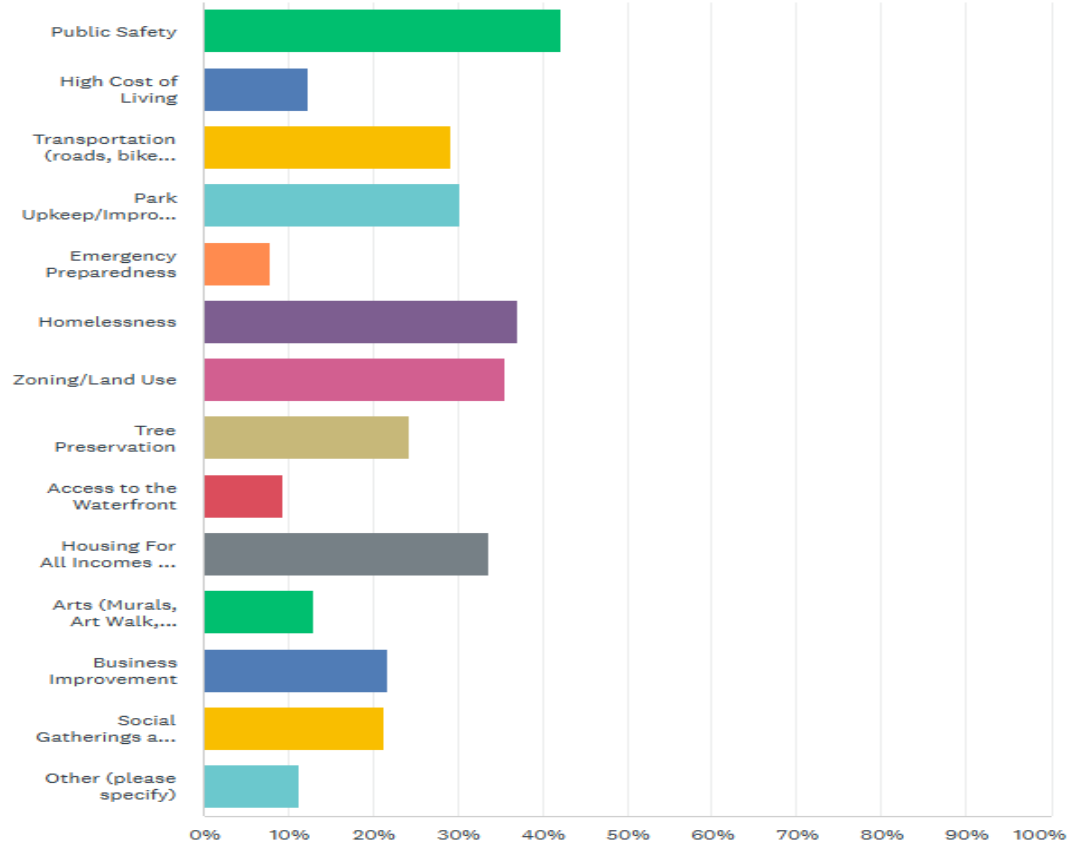
Answered: 142 Skipped 126



# Q4: What issue area would you like the WCC to focus on the most? (pick 3)

Answered: 267 Skipped: 1

1. Public Safety
2. Homelessness
3. Zoning
4. Housing for All
5. Park Upkeep





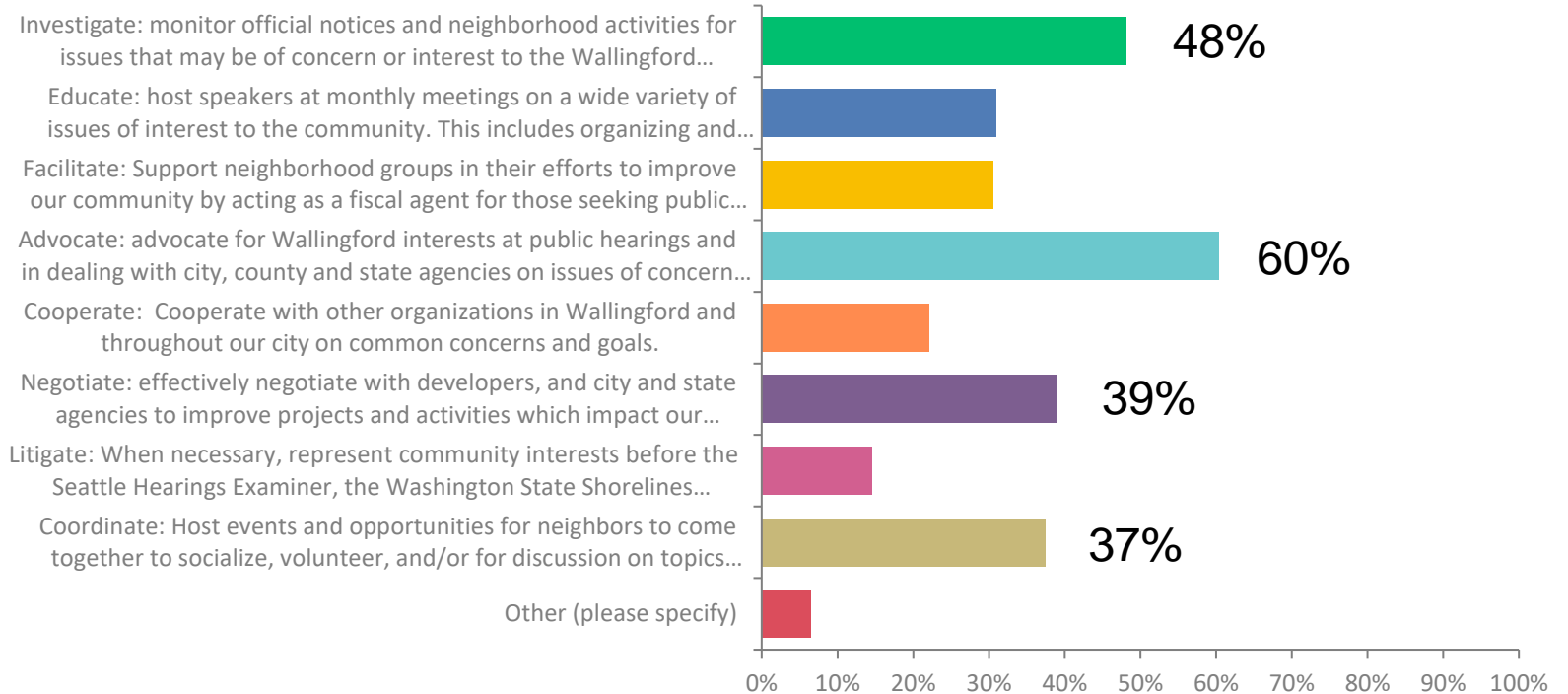
# Q4: What issue area would you like the WCC to focus on the most? (pick 3)

Answered: 267 Skipped: 1

ANSWER CHOICES	RESPONSES	
Public Safety	42.32%	113
High Cost of Living	12.36%	33
Transportation (roads, bikes, mass transit)	29.21%	78
Park Upkeep/Improvements/Beautification	30.34%	81
Emergency Preparedness	7.87%	21
Homelessness	37.08%	99
Zoning/Land Use	35.58%	95
Tree Preservation	24.34%	65
Access to the Waterfront	9.36%	25
Housing For All Incomes and Sizes (individuals, families, seniors, etc.)	33.71%	90
Arts (Murals, Art Walk, Grants, etc.)	13.11%	35
Business Improvement	21.72%	58
Social Gatherings and Community Building Events	21.35%	57
Other (please specify)	11.24%	30
<b>TOTAL</b>		<b>880</b>

# Q5: Which of these roles should the WCC spend the most time on? (pick 3)

Answered: 262 Skipped: 6



# Q5: Which of these roles should the WCC spend the most time on?

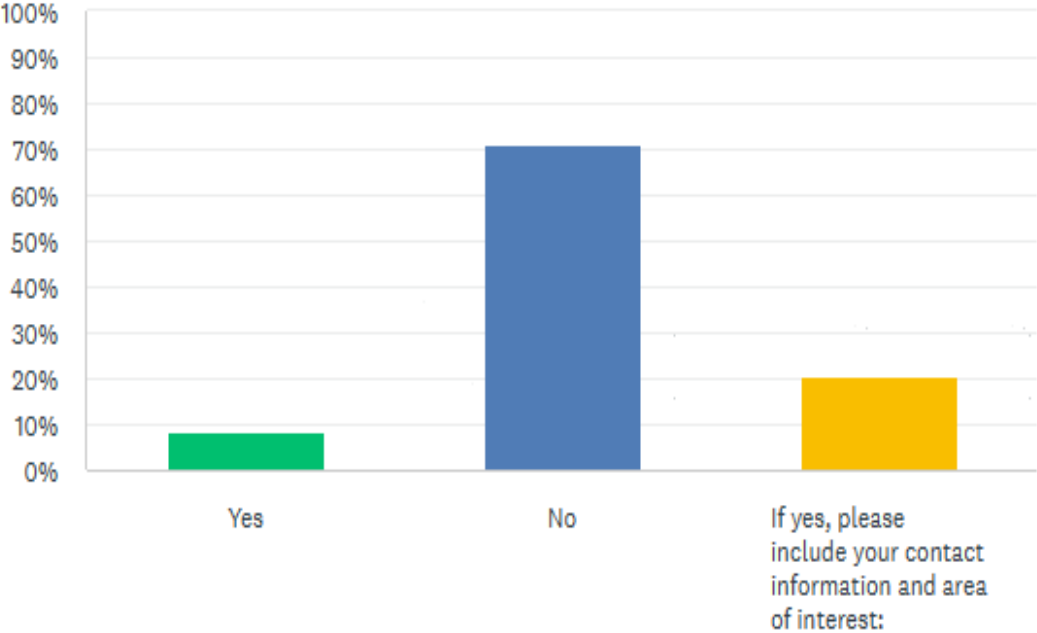
Answered: 262  
Skipped: 6

ANSWER CHOICES	RESPONSES	
Investigate: monitor official notices and neighborhood activities for issues that may be of concern or interest to the Wallingford community. When issues come to the attention of WCC, we follow up and investigate to see what impacts they may have on our neighborhood and how residents can respond.	48.09%	126
Educate: host speakers at monthly meetings on a wide variety of issues of interest to the community.	30.92%	81
Facilitate: Support neighborhood groups in their efforts to improve our community by acting as a fiscal agent for those seeking public and private grants for Wallingford	30.53%	80
<b>Advocate: advocate for Wallingford interests at public hearings and in dealing with city, county and state agencies on issues of concern to our neighborhood.</b>	<b>60.31%</b>	<b>158</b>
Cooperate: Cooperate with other organizations in Wallingford and throughout our city on common concerns and goals.	22.14%	58
Negotiate: effectively negotiate with developers, and city and state agencies to improve projects and activities which impact our community.	38.93%	102
Litigate	14.50%	38
Coordinate: Host events and opportunities for neighbors to come together to socialize, volunteer, and/or for discussion on topics affecting Wallingford.	37.40%	98
Other (please specify)	6.49%	17
<b>TOTAL</b>		<b>758</b>

Q7: WCC has been a completely volunteer organization for almost 50 years. Without the dedicated effort of our neighbors over the years, Wallingford would be a much different and less inviting place to live. Are you interested in helping with any of the above roles and issues?

Answered: 212 Skipped: 56

ANSWER CHOICES	RESPONSES	
Yes	8.49%	18
No	71.23%	151
If yes, please include your contact information and area of interest:	20.28%	43
<b>TOTAL</b>		<b>212</b>



Q8: Thank you for responding to this survey! We really appreciate it! We plan to post the results on our website in May 2023. Please let us know how we are doing by selecting zero stars to 5 stars.

Answered: 72 Skipped: 196



	1	2	3	4	5	TOTAL	WEIGHTED AVERAGE
★	8.33%	11.11%	25.00%	23.61%	31.94%	72	3.60
	6	8	18	17	23		